

Centre Number	Candidate Number	Name
---------------	------------------	------

UNIVERSITY OF CAMBRIDGE INTERNATIONAL EXAMINATIONS  
General Certificate of Education  
Advanced Level

**BIOLOGY**

**9700/05**

Paper 5 Planning, Analysis and Evaluation

For Examination from 2007

Specimen Paper (version 2)

Candidates answer on the Question Paper.

**1 hour 15 minutes**

No Additional Materials are required.

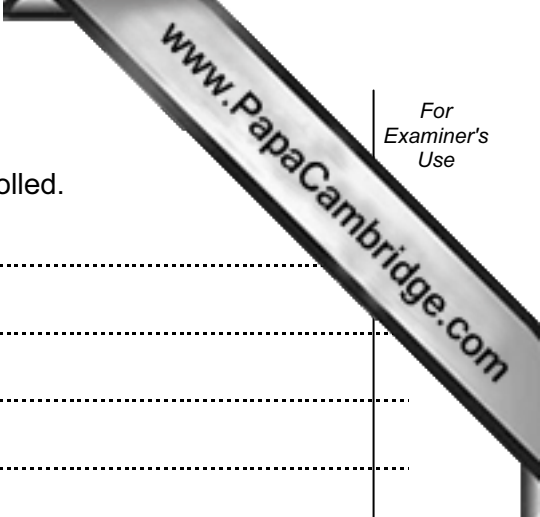
**READ THESE INSTRUCTIONS FIRST**

Write your Centre number, candidate number and name on all the work you hand in.  
Write in dark blue or black pen in the spaces provided on the Question Paper.  
You may use a pencil for any diagrams, graphs or rough working.  
Do not use staples, paper clips, highlighters, glue or correction fluid.

Answer **all** questions.

At the end of the examination, fasten all your work securely together.  
The number of marks is given in brackets [ ] at the end of each question or part question.





(c) List four key variables. For each explain how it might be controlled.

1 .....  
.....  
.....

2 .....  
.....  
.....

3 .....  
.....  
.....

4 .....  
.....  
.....

[5]

(d) Suggest why using boiled and cooled the pond water to make the test solutions might improve the reliability of the results.

.....  
.....

[1]

(e) State **one** piece of information required to assess the risks of your method.

.....  
.....

[1]

[Total: 14]

- 2 Rice is often grown with its roots submerged in water. Barley is a crop that is quite tolerant of such conditions. Respiration rate of root cells can be measured as rate of production of carbon dioxide. In an investigation into the rate of respiration in rice and barley root cells, the data shown in Table 1.1 were obtained.

Table 1.1

	rate of production of carbon dioxide /mmol g <sup>-1</sup>			
	rice root cells with oxygen	rice root cells without oxygen	barley root cells with oxygen	barley root cells without oxygen
raw data	4.2	5.6	11.1	3.3
	4.7	5.7	9.3	3.3
	4.1	5.2	12.3	2.9
	5.1	5.4	11.6	4.1
	5.2	6.7	11.7	2.8
	3.9	5.1	12.4	3.5
	4.3	5.8	11.5	3.6
	4.1	5.5	11.4	3.3
mean	4.5	5.6	11.4	3.4
standard deviation	0.49	0.49	0.96	0.41
standard error	0.17	0.18	0.34	

- (a) (i) Use the formula below to calculate the standard error for barley root cells without oxygen. Write your answer in Table 1.1.

$$S_M = \frac{s}{\sqrt{n}}$$

Key  
 $S_M$  standard error  
 $s$  standard deviation  
 $n$  sample number

[1]

- (ii) State what the standard deviations and standard error tell you about the reliability of the results of this investigation.

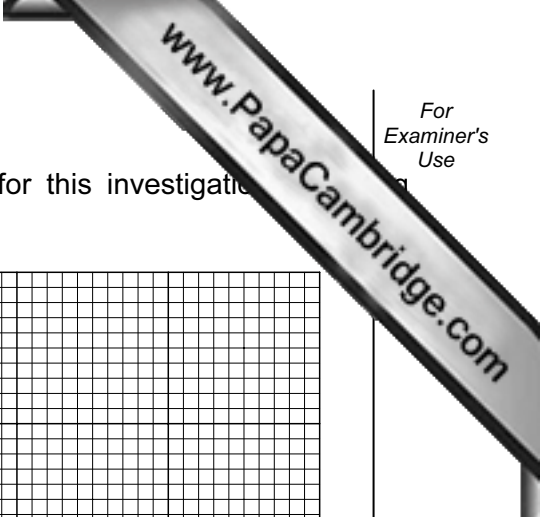
.....

.....


.....

.....

[2]



(iii) Use the grid to plot a bar chart of the mean results for this investigation with confidence limit error bars.



[4]

(b) Explain the difference in the rates of respiration in the sets of seeds used in this investigation.

.....

.....

.....

.....

.....

.....

.....

[3]

[Total: 10]

- 3 A solution of hormone **Y**, thought to be a growth hormone, was made by dissolving a known amount of hormone **Y** in 10 cm<sup>3</sup> of distilled water. This was added to samples from a culture of animal cells containing 3 000 000 cells mm<sup>3</sup>.

25 mm<sup>3</sup> of the hormone **Y** solution was added to a sample to create an experimental culture of animal cells.

25 mm<sup>3</sup> of distilled water was added to a sample to create a control culture of animal cells. After three days the number of cells per mm<sup>3</sup> of culture was measured.

Table 3.1 shows the results of this investigation.

Table 3.1

sample number	1	2	3	4	5	6	7	8	9	10	mean
	millions of cells per mm <sup>3</sup> of culture										
experimental cell culture treatment	7.5	8.1	7.6	6.2	7.5	7.8	8.9	6.5	7.9	7.3	<b>7.5</b>
control cell culture treatment	5.6	7.5	8.2	6.7	3.5	6.5	5.9	3.7	5.8	8.4	<b>6.2</b>

- (a) A student correctly calculated the percentage increase in each culture as follows:

$$\text{experimental, } \frac{(7.5 - 3)}{3} \times 100 = 151\%$$

$$\text{control, } \frac{(6.2 - 3)}{3} \times 100 = 106\%$$

Calculate the percentage increase of the experimental culture over the control culture. Show your working in the space below.

[2]

- (b) State the extent to which the results support the hypothesis:

***The hormone promotes growth in cell cultures.***

.....

.....

.....

.....

.....

.....

.....

.....

[4]

[Total: 8]